



2024-25 Fiscal Year Operating Budget

Associated Students, Inc. and University Union

Associated Students, Inc.
California Polytechnic State University in San Luis Obispo
asi.calpoly.edu | 805-756-1281 | asi@calpoly.edu

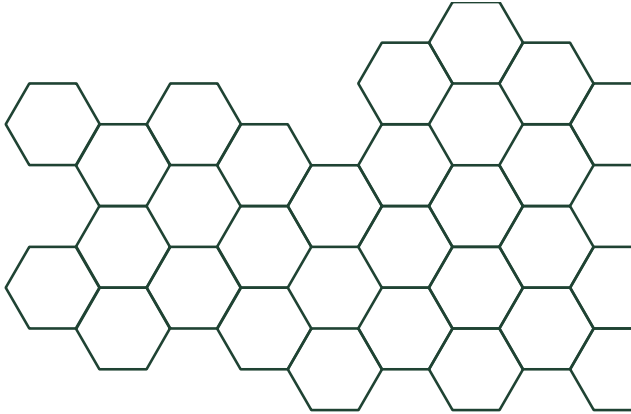
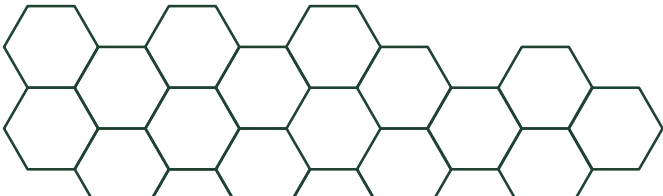
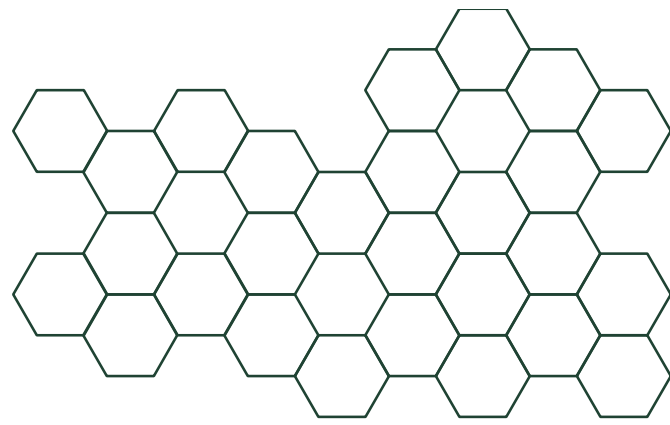


Table of Contents

- Executive Summary..... 1**
- ASI Budget Summary..... 8**
 - ASI Cash Administration 9
 - ASI Administration..... 10
 - Club Services 11
 - Children’s Center 12
 - ASI Programs 14
 - ASI Events 15
 - Poly Escapes 16
 - Rose Float 17
 - Student Government..... 18
- University Union Budget Summary..... 20**
 - UU Cash Administration 21
 - PR & Marketing 22
 - UU Administration..... 23
 - Information Technology 25
 - Craft Center 26
 - UU Operations..... 27
 - Recreational Sports 29
 - Rec Center Operations 31
 - UU Programs 33
 - Insurance & Utilities 34
 - Food Service Commission..... 35





Introduction

Associated Students, Inc. (ASI) is proud to present the 2024-25 Operating Budget for all programs, departments and facilities operated through ASI at Cal Poly San Luis Obispo. With \$15.7 million in student fee revenue and net operating expenses, this budget embodies the result of a collaborative effort between ASI student leadership and ASI management. Central to its structure, revenue stems primarily from mandatory ASI and University Union (UU) student fees with programmatic revenue providing supplementary budget support. These two fees are budgeted and accounted for separately, but together make up the ASI Consolidated Budget.

ASI acts in a pass-through capacity to collect fees for Cal Poly Athletic Scholarships and Student Community Services. ASI has no authority over how the funds are spent by the respective departments and as a result, those numbers have been excluded from this summary.

Budget Process Overview

ASI management works in close partnership with ASI student leaders to evaluate operations and prioritize resource allocation, ensuring alignment with the organization's mission, mandates, and strategic plan. With that direction, department managers prepare income and expense projections based on prior year expenditures and future usage assumptions. Proposals for ASI-funded programs are reviewed by the ASI Business and Finance Committee and ultimately approved by the ASI Board of Directors. Proposals for University Union funded operations are reviewed by the University Union Advisory Board, who recommend approval to the university president.

Revenue Analysis

The following is a summary of 2024-25 ASI and UU revenue, including key highlights.

Associated Students Revenues:

Student Fees:

The 2024-25 budget includes net revenue of \$7,252,990, consisting of \$4,539,625 in student fee revenues. Student fees are increased annually by the Higher Education Price Index (HEPI). For the 2024-25 fiscal year, this is estimated to be a 3.97% increase. In addition, the budget includes an estimated 2.4% increase in enrollment over the 2023-24 estimated enrollment numbers.

Programmatic Revenue Highlights:

Programmatic revenues stem primarily from ASI Poly Escapes and the Orfaea Family and ASI Children's Center. The ASI Poly Escapes program plans to expand fee-based offerings of the Outdoor Leadership Program and Wilderness First Aid course which will provide additional funding towards the program.

The ASI Children's Center is anticipating a return to operating at full capacity, providing much needed childcare options for students with dependents and Cal Poly faculty and staff. The Children's Center budget includes a 6% increase in parent tuition rates to reflect the rising costs of providing early childhood care and education.

Lastly, in partnership with the university, ASI plans to increase enrollment in our infant/toddler classrooms by discontinuing our kindergarten program. For the 2024-25 fiscal year, the university will provide \$205,000 to support the increased costs associated with the shift in enrollment and an additional \$185,000 for ASI program operations in lieu of the collection of ASI summer fees for enrolled students during summer 2024.

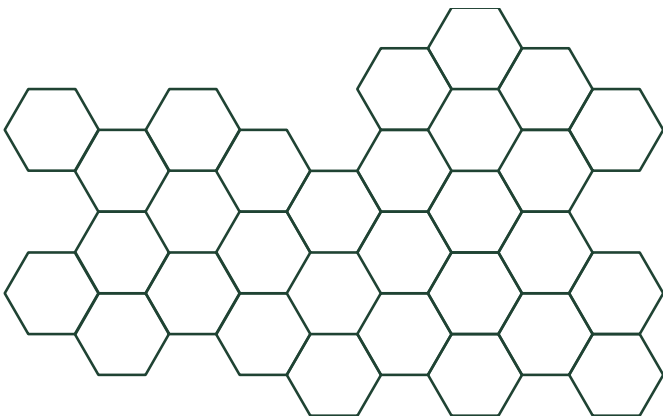
University Union Revenues:

Student Fees:

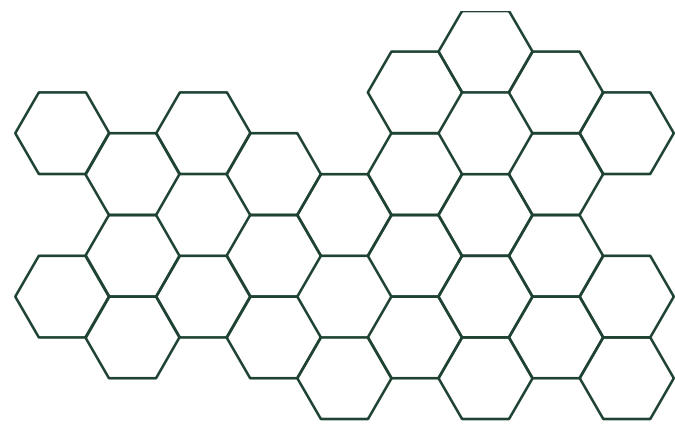
The UU budget includes student fee revenue of \$20,084,285 which is subsequently reduced to provide for payment of Recreation Center and Sports Complex debt service, Chancellor’s Office overhead, capital projects, and contributions to the university held reserve accounts. The remaining \$11,148,083 in student fee revenue is budgeted to be utilized for operational costs of University Union programs, services, and facilities through the ASI-managed UU operating budget.

Programmatic Revenue Highlights:

UU program operations are anticipated to provide \$1,877,992 in revenue for the fiscal year. Revenue highlights include a projected increased demand for both Recreation Center memberships and ASI-managed facility event and meeting venues. In addition, the budget includes the final of a three-phase increase in facility rental rates. The 2024-25 budget also includes the return of personal training opportunities and wellness programming at the Cal Poly Recreation Center and expanded program offerings at the ASI Craft Center, helping to generate additional revenue opportunities for the organization. In addition, the university has provided \$365,000 in one-time funding to support UU operations in lieu of the collection of UU summer fees for enrolled students during summer 2024.



[Return to Table of Contents](#)



Expense Analysis

The 2024-25 budget includes the following expense highlights:

Compensation for Student Employees and Professional Staff:

Salaries, wages and benefits for both full-time and student staff account for approximately 58% of the total operating budget. The 2024-25 budget includes funding for three new full-time positions: Administrative Assistant II - University Union, Coordinator I – Facility Operations (Recreation Center), and Coordinator I – Safety and Risk Management. In addition, the budget includes the reclassification of a Teacher position to an Assistant Coordinator - Support & Development at the Orfalea Family and ASI Children’s Center.

The budgeted amount for full-time staff wages includes funds for general salary increases. Although the pool has been established, allocation will be subject to, and consistent with, campus adjustments to staff salaries. Additionally, while no formal announcement has been made regarding increases to California's minimum wage as of the time of this publication, elevated levels of inflation may necessitate an adjustment. Accordingly, the budget forecasts a fifty-cent per hour increase for student staff.

Staff Benefits:

Health care costs are projected to increase for 2024-25. Accordingly, the organization has budgeted for a group health care total premium increase of approximately 8% as compared to the previous year.

ASI’s retirement contribution to the California Public Employees’ Retirement System (CalPERS) continues to grow. The budgeted 2024-25 contribution is anticipated to increase by 18% with the largest portion of this increase attributable to the organization’s Unfunded Accrued Liability (UAL) required payment.

ASI continues to benefit from the favorable financial impact of pre-funding the organization’s Accumulated Post Retirement Benefit Obligation (APBO) through a VEBA trust. This strategic investment has significantly decreased the potential annual expense for retiree healthcare. The 2024-25 fiscal year budget includes a projected 10% increase in retiree health premiums, but a reduction in the budgeted cost for the annual adjustment related to the APBO. As a result, the retiree medical budget has decreased by 41%.

Other Expense Highlights:

Fixed costs for the organization continue to increase. The continued rising costs of electricity, water, sewer, natural gas, and other utility rates are projected to have long-term financial impacts to ASI programs, services, and managed-facilities. The budget includes funding for anticipated utility rates, with a 10% planned increase in utilities above 2023-24 actual expenses. In addition, the 2024-25 budget includes an estimated 20% increase in costs for insurance.

The ASI Strategic Plan was adopted during the 2023-24 fiscal year. The 2024-25 budget prioritizes funding to align programming, services, and facility management to support year student programming, investment in ASI’s safety and risk management approach, considerations for increased costs for employee wages and benefits, and increased resources to support ASI Student Government’s efforts in expanding their reach and impact to the Cal Poly student body.

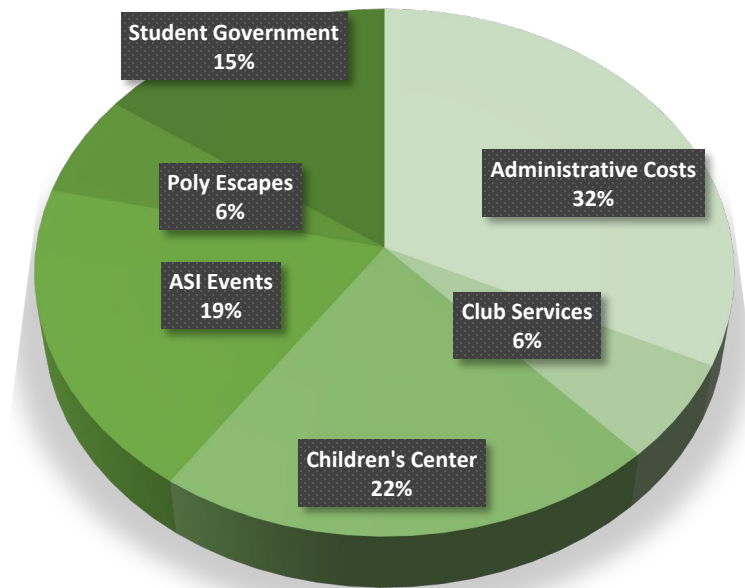
In support of the ultimate college experience, ASI is proud to provide funding to the following university programs and initiatives, ensuring that the reach of ASI’s impact goes beyond our programs, services, and managed-facilities:

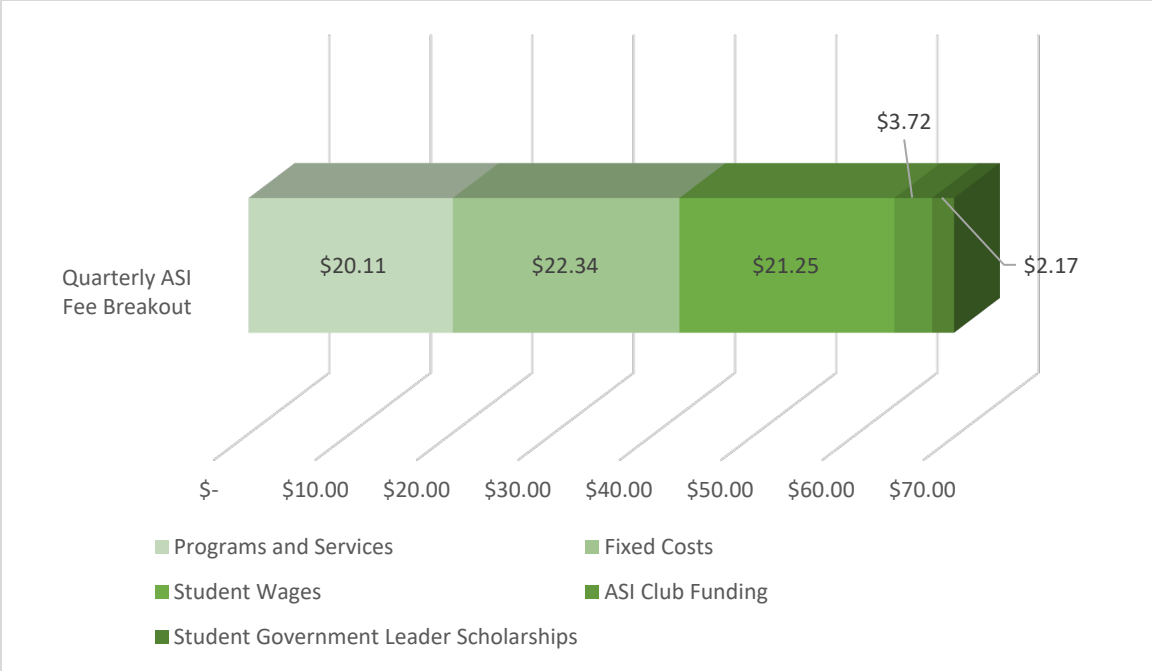
- Cal Poly Mustang Shuttle
- Cal Poly Food Pantry
- ASI Dreamers and Indigenous Students Scholarships
- ASI Club and Sport Club Funding - Funding to support Cal Poly Recognized Student Organization operations and events
- ASI Social Justice Program Funding - Funding to co-sponsor Cal Poly department, Recognized Student Organization, and Instructionally Related Activity events intended to form community and educate a broad range of Cal Poly students regarding issues facing underrepresented minority students

Fee Overview

Associated Students Fees:

In 2024-25, Cal Poly Students will pay \$69.59 per quarter in fees for ASI programs and services. The following charts detail the spending of the ASI fee by program area and expense type.

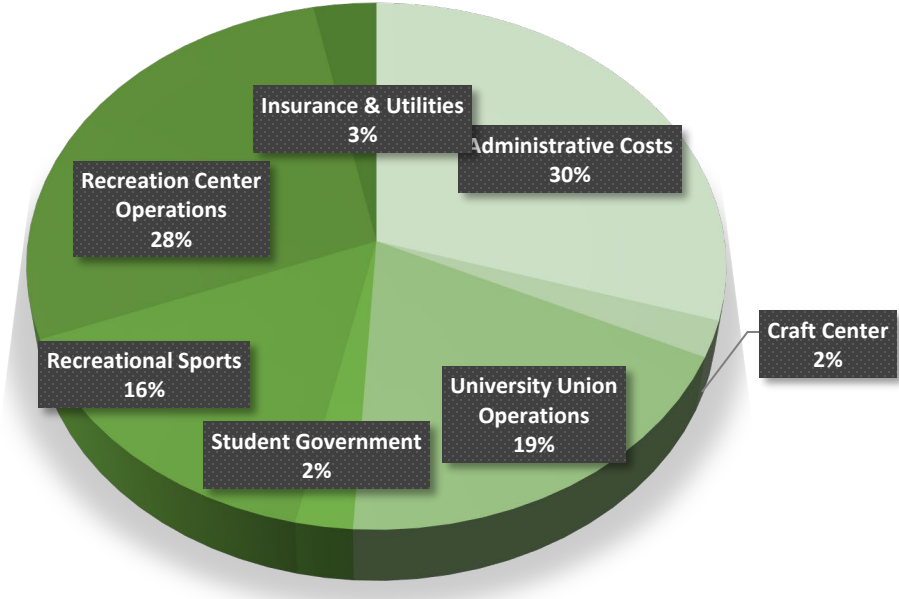




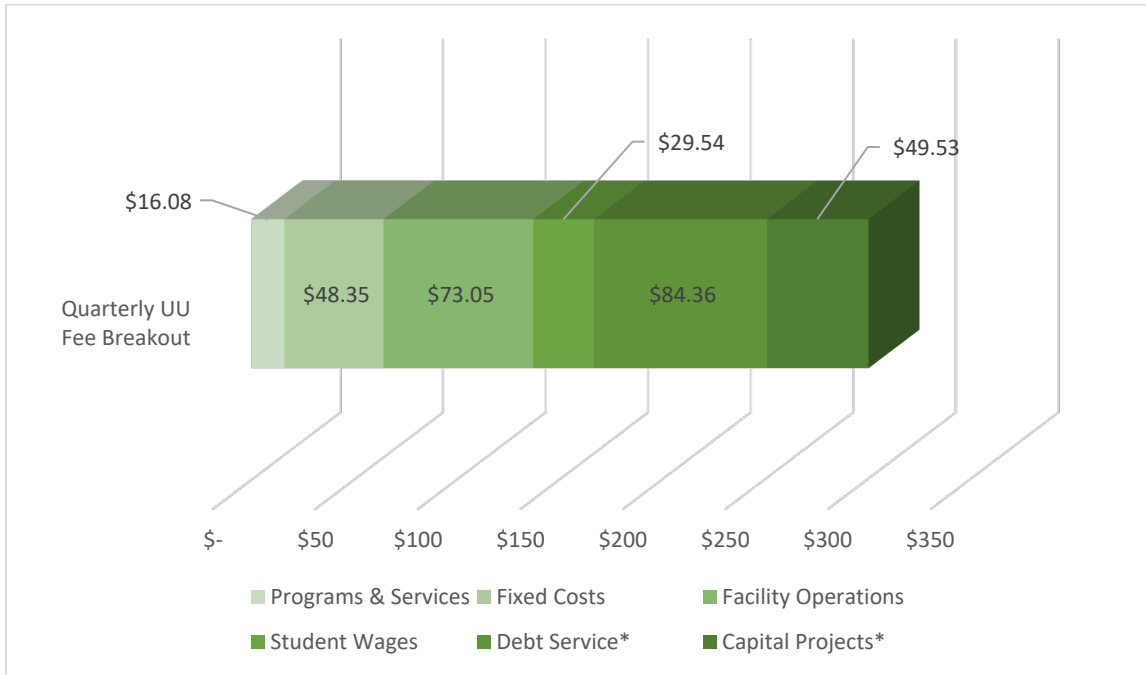
ASI acts in a pass-through capacity for the collection of fees to support Cal Poly Athletic Scholarships and Student Community Services. Quarterly fees for these areas are \$60.06 and \$1.86 per quarter, respectively. ASI has no authority over how these fees are spent and therefore these amounts have been excluded from the charts above.

University Union Fees:

In 2024-25, Cal Poly Students will pay \$300.91 per quarter in fees for UU fee funded programs, services and facilities. Of that amount, approximately \$167.02 will be utilized on operating costs managed through ASI. The following chart details the spending of the ASI-managed operational costs of the UU fee by program area.



The full quarterly fee can be broken out against the following expense categories:



*Debt service and capital projects are all paid through the greater University Union fund managed by the university and are not included in the operational budgets attached.

Conclusion

The 2024-25 Operating Budget for Associated Students, Incorporated (ASI) effectively captures our commitment to enhancing student life at Cal Poly through strategic financial management and proactive community engagement. By ensuring a balanced budget with a total of \$15.7 million in both student fee revenue and net operating expenses, ASI is poised to support vital student programs and services, while ensuring the ongoing maintenance and repair of ASI-managed facilities.

This budget is a product of meticulous planning and collaboration among ASI student leaders, ASI management, and the broader university community, reflecting a shared dedication to fostering an enriching academic and extracurricular environment. The targeted increases in student fees, aligned with the Higher Education Price Index and enrollment growth, alongside thoughtful programmatic expansions, ensure that ASI can meet the evolving needs of our student body while also addressing anticipated increases in fixed and staff costs.

As we move forward, ASI remains dedicated to our mission of connecting students to their ultimate college experience through strong financial stewardship, strategic investments, and a focus on long-term financial stability. This budget is not only a financial document but a blueprint for a dynamic and responsive student-centered organization.





ASSOCIATED STUDENTS, INC.

Budget Summary
2024-25 Fiscal Year

Fund	Description	Actual FY 2022-23	Budget FY 2023-24	Budget FY 2024-25	% Change
ASI PROGRAMS AND OPERATIONS					
REVENUE					
12010(a)	Student Fees - General	\$ 3,104,359	\$ 3,182,197	\$ 3,411,671	7.2%
12010(c)	Student Fees - Children's Center	1,026,985	1,052,087	1,127,954	7.2%
	Total Student Fee Revenue	\$ 4,131,344	\$ 4,234,284	\$ 4,539,625	7.2%
EXPENDITURES					
10000	ASI Cash Administration	575,615	564,397	455,847	-19.2%
12100	ASI Administration	930,009	1,018,034	1,001,214	-1.7%
12200	Club Services	223,427	240,129	273,152	13.8%
12300	Children's Center	831,431	932,591	972,892	4.3%
14350	ASI Programs	47,230	17,167	921	-94.6%
14400	ASI Events	523,547	645,506	861,474	33.5%
14660	Poly Escapes	173,446	264,502	284,120	7.4%
15000	Rose Float	(2,099)	-	-	0.0%
Multiple	College Councils	-	6,259	6,451	3.1%
16000	Student Government Administration	505,899	544,655	682,510	25.3%
62200	ASI Plant Fund	1,044	1,044	1,044	0.0%
	Total Net Expenditures	\$ 3,809,549	\$ 4,234,284	\$ 4,539,625	7.2%
	Total ASI Programs & Operations	\$ 321,796	\$ -	\$ -	0.0%
PASS-THRU OPERATIONS					
REVENUE					
12010(b)	Student Fees - Athletic Scholarships	\$ 3,567,689	\$ 3,654,783	\$ 3,918,335	7.2%
12010(d)	Student Fees - Student Community Services	111,490	113,243	121,410	7.2%
	Total Pass-Thru Revenue	\$ 3,679,179	\$ 3,768,026	\$ 4,039,745	7.2%
EXPENDITURES					
12010(e)	Expense - Athletic Scholarships	\$ 3,567,689	\$ 3,654,783	\$ 3,918,335	7.2%
15800	Expense - Student Community Services	111,490	113,243	121,410	7.2%
	Total Pass-Thru Expenses	\$ 3,679,179	\$ 3,768,026	\$ 4,039,745	7.2%
	Total Pass-Thru Operations	-	-	-	0.0%
	TOTAL NET TO RESERVE	\$ 321,796	\$ -	\$ -	0.0%

Associated Students, Inc.
2024-25 Budget Worksheet
ASI Cash Administration
10000

Account	Description	2024-25 Proposed	2023-24 Budget	\$ Change	% Change
OPERATING REVENUE					
TOTAL OPERATING REVENUE		-	-	-	0%
COST OF SALES					
700001	Cost of Goods	-	-	-	0%
TOTAL COST OF SALES		-	-	-	0%
PAYROLL					
	Benefits	428,355	564,397	(136,042)	-24%
TOTAL PAYROLL		428,355	564,397	(136,042)	-24%
OPERATING EXPENSE					
828000	Depreciation Expense	1,044	1,044	-	0%
TOTAL OPERATING EXPENSE		1,044	1,044	-	0%
INCOME FROM OPERATIONS		(429,399)	(565,441)	136,042	-24%
OTHER INCOME					
TOTAL OTHER INCOME		-	-	-	0%
OTHER EXPENSE					
980000	Interfund Transfers To Other	27,492	-	27,492	0%
TOTAL OTHER EXPENSE		27,492	-	27,492	0%
NET TO RESERVE		\$ (456,891)	\$ (565,441)	\$ 108,550	-19%

Associated Students, Inc.
2024-25 Budget Worksheet
ASI Administration
12100

<u>Account</u>	<u>Description</u>	<u>2024-25 Proposed</u>	<u>2023-24 Budget</u>	<u>\$ Change</u>	<u>% Change</u>
OPERATING REVENUE					
611002	Other University Support	185,000	115,000	70,000	61%
611200	Interest Income	35,000	35,000	-	0%
TOTAL OPERATING REVENUE		220,000	150,000	70,000	47%
COST OF SALES					
700001	Cost of Goods	-	-	-	0%
TOTAL COST OF SALES		-	-	-	0%
PAYROLL					
OPERATING EXPENSE					
860000	Miscellaneous Expense	15,000	30,000	(15,000)	-50%
TOTAL OPERATING EXPENSE		15,000	30,000	(15,000)	-50%
INCOME FROM OPERATIONS		205,000	120,000	85,000	71%
OTHER INCOME					
970005	Chargeback Reimbursement ASI	350,000	-	350,000	0%
TOTAL OTHER INCOME		350,000	-	350,000	0%
OTHER EXPENSE					
970100	Administrative Chargeback	1,294,727	884,170	410,557	46%
970105	Insurance Chargeback	77,526	69,730	7,796	11%
970110	Technology Chargeback	183,961	184,134	(173)	0%
TOTAL OTHER EXPENSE		1,556,214	1,138,034	418,180	37%
NET TO RESERVE		\$ (1,001,214)	\$ (1,018,034)	\$ 16,820	-2%

Associated Students, Inc.
2024-25 Budget Worksheet
Club Services
12200

Account	Description	2024-25 Proposed	2023-24 Budget	\$ Change	% Change
OPERATING REVENUE					
TOTAL OPERATING REVENUE		-	-	-	0%
COST OF SALES					
700001	Cost of Goods	-	-	-	0%
TOTAL COST OF SALES		-	-	-	0%
PAYROLL					
	Staff Wages	149,933	129,692	20,241	16%
	Student Wages	36,801	33,769	3,032	9%
	Benefits	71,138	59,783	11,355	19%
TOTAL PAYROLL		257,872	223,244	34,628	16%
OPERATING EXPENSE					
821000	Postage Expense	1,600	1,310	290	22%
824005	Office Supplies	1,900	2,555	(655)	-26%
826009	Workshop Expense	700	1,200	(500)	-42%
826020	Staff Training	700	1,200	(500)	-42%
830025	Recruiting - Students	800	300	500	167%
838000	Bank Service Charges	9,200	9,240	(40)	0%
860002	Duplication and Printing	-	750	(750)	-100%
860017	Director Discretionary Expense	150	100	50	50%
860050	Uniform Expense	230	230	-	0%
TOTAL OPERATING EXPENSE		15,280	16,885	(1,605)	-10%
INCOME FROM OPERATIONS		(273,152)	(240,129)	(33,023)	14%
OTHER INCOME					
TOTAL OTHER INCOME		-	-	-	0%
OTHER EXPENSE					
TOTAL OTHER EXPENSE		-	-	-	0%
NET TO RESERVE		\$ (273,152)	\$ (240,129)	\$ (33,023)	14%

Associated Students, Inc.
2024-25 Budget Worksheet
Children's Center
12300

<u>Account</u>	<u>Description</u>	<u>2024-25 Proposed</u>	<u>2023-24 Budget</u>	<u>\$ Change</u>	<u>% Change</u>
OPERATING REVENUE					
610100	Student Fee Income	\$ 1,127,954	\$ 1,052,087	\$ 75,867	7%
610200	Parent Fee Income	1,350,600	1,229,009	121,591	10%
610205	Parent Surcharge Fees	7,500	10,600	(3,100)	-29%
610220	Annual Enrollment Fees	9,200	10,000	(800)	-8%
610240	Federal Food Subsidy	33,000	33,000	-	0%
610243	General Childcare Grant CCTR	222,886	214,819	8,067	4%
610245	University Support-Childrens C	267,967	62,967	205,000	326%
610252	Preschool Grant CSPP	105,068	80,793	24,275	30%
610275	Parent Participation Revenue	150	150	-	0%
610535	Special Project Income	500	1,000	(500)	-50%
611000	Gifts and Donations	500	1,000	(500)	-50%
611005	Orfalea Endowment Contribution	64,164	64,164	-	0%
TOTAL OPERATING REVENUE		3,189,489	2,759,589	429,900	16%
COST OF SALES					
700001	Cost of Goods	-	-	-	0%
TOTAL COST OF SALES		-	-	-	0%
PAYROLL					
	Staff Wages	940,077	877,049	63,028	7%
	Student Wages	950,525	554,311	396,214	71%
	Benefits	514,132	549,246	(35,114)	-6%
TOTAL PAYROLL		2,404,734	1,980,606	424,128	21%
OPERATING EXPENSE					
820001	Electricity	9,090	12,453	(3,363)	-27%
820002	Sewage	3,110	3,057	53	2%
820004	Trash Service	15,970	12,062	3,908	32%
820005	Water	3,570	4,663	(1,093)	-23%
820006	Natural Gas	6,140	3,886	2,254	58%
821000	Postage Expense	225	796	(571)	-72%
824000	Supplies and Materials	12,400	10,000	2,400	24%
824005	Office Supplies	2,000	5,500	(3,500)	-64%
824102	First Aid Supplies	-	1,000	(1,000)	-100%
824109	CPR&FA Class Certifs/Supplies	252	600	(348)	-58%
824200	Custodial Supplies	20,000	15,000	5,000	33%
824301	Equipment - Dept. Tracked	6,300	5,150	1,150	22%
824302	Equipment - Acctg. Tracked	-	6,196	(6,196)	-100%
825800	General Maintenance	2,000	5,000	(3,000)	-60%
825801	Equipment Maintenance	1,000	2,652	(1,652)	-62%
825805	Contracted Custodial	41,210	41,637	(427)	-1%
825808	Building/Landscape Maintenance	16,738	53,644	(36,906)	-69%
825810	University Maintenance	5,500	5,365	135	3%
826000	Travel Expense	4,700	1,384	3,316	240%
826009	Workshop Expense	2,000	2,000	-	0%
826020	Staff Training	2,500	2,500	-	0%
828000	Depreciation Expense	5,424	5,428	(4)	0%
828003	Depreciation Expense-Improvmnt	56,340	28,848	27,492	95%
830005	Dues,Memberships,Subscriptions	4,820	2,796	2,024	72%
830020	Recruiting - Staff	1,500	5,000	(3,500)	-70%

Associated Students, Inc.
2024-25 Budget Worksheet
Children's Center
12300

<u>Account</u>	<u>Description</u>	<u>2024-25 Proposed</u>	<u>2023-24 Budget</u>	<u>\$ Change</u>	<u>% Change</u>
830025	Recruiting - Students	6,550	5,000	1,550	31%
831115	Accident Insurance	1,000	1,450	(450)	-31%
837550	Audit Expense	2,525	5,000	(2,475)	-50%
838000	Bank Service Charges	24,000	10,150	13,850	136%
838100	Contracts Expense	5,523	4,000	1,523	38%
850050	Equipment Rental	2,160	3,000	(840)	-28%
860002	Duplication and Printing	750	750	-	0%
860004	Food Services Expense	34,000	34,000	-	0%
860017	Director Discretionary Expense	750	900	(150)	-17%
860050	Uniform Expense	1,438	3,620	(2,182)	-60%
860060	Fingerprint Clearance Expense	5,700	5,000	700	14%
TOTAL OPERATING EXPENSE		307,185	309,487	(2,302)	-1%
INCOME FROM OPERATIONS		477,570	469,496	8,074	2%
OTHER INCOME					
960000	Interfund Transfers from Other	27,492	-	27,492	0%
TOTAL OTHER INCOME		27,492	-	27,492	0%
OTHER EXPENSE					
970100	Administrative Chargeback	350,000	350,000	-	0%
TOTAL OTHER EXPENSE		350,000	350,000	-	0%
NET TO RESERVE		\$ 155,062	\$ 119,496	\$ 35,566	30%

Associated Students, Inc.
2024-25 Budget Worksheet
ASI General Programs
14350

Account	Description	2024-25 Proposed	2023-24 Budget	\$ Change	% Change
OPERATING REVENUE					
TOTAL OPERATING REVENUE		-	-	-	0%
COST OF SALES					
700001	Cost of Goods	-	-	-	0%
TOTAL COST OF SALES		-	-	-	0%
PAYROLL					
	Staff Wages	-	33,226	(33,226)	-100%
	Benefits	-	11,998	(11,998)	-100%
TOTAL PAYROLL		-	45,224	(45,224)	-100%
OPERATING EXPENSE					
838100	Contracts Expense	1,500	530	970	183%
850050	Equipment Rental	1,250	1,500	(250)	-17%
TOTAL OPERATING EXPENSE		2,750	2,030	720	35%
INCOME FROM OPERATIONS		(2,750)	(47,254)	44,504	-94%
OTHER INCOME					
970005	Chargeback Reimbursement ASI	1,829	30,087	(28,258)	-94%
TOTAL OTHER INCOME		1,829	30,087	(28,258)	-94%
OTHER EXPENSE					
TOTAL OTHER EXPENSE		-	-	-	0%
NET TO RESERVE		\$ (921)	\$ (17,167)	\$ 16,246	-95%

Associated Students, Inc.
2024-25 Budget Worksheet
ASI Events
14400

<u>Account</u>	<u>Description</u>	<u>2024-25 Proposed</u>	<u>2023-24 Budget</u>	<u>\$ Change</u>	<u>% Change</u>
OPERATING REVENUE					
TOTAL OPERATING REVENUE		-	-	-	0%
COST OF SALES					
TOTAL COST OF SALES		-	-	-	0%
PAYROLL					
	Staff Wages	120,598	58,374	62,224	107%
	Student Wages	46,390	34,910	11,480	33%
	Benefits	66,204	31,082	35,122	113%
TOTAL PAYROLL		233,192	124,366	108,826	88%
OPERATING EXPENSE					
821000	Postage Expense	100	100	-	0%
824005	Office Supplies	1,000	1,000	-	0%
826020	Staff Training	125	125	-	0%
830005	Dues,Memberships,Subscriptions	1,300	1,300	-	0%
830025	Recruiting - Students	150	-	150	0%
831125	Other Insurance	1,500	1,500	-	0%
850003	Coffee and Cram	4,000	4,000	-	0%
850009	Movie Series	3,000	3,000	-	0%
850011	Concerts in the Plaza	75,000	80,000	(5,000)	-6%
850012	Comedians and Speakers	182,000	120,000	62,000	52%
850015	Alternative Special Event	90,000	80,000	10,000	13%
850018	Concerts General	160,000	120,000	40,000	33%
850029	Collaborative Events	40,000	40,000	-	0%
850032	Late Night with ASI	70,000	70,000	-	0%
860017	Director Discretionary Expense	75	50	25	50%
860050	Uniform Expense	32	65	(33)	-51%
TOTAL OPERATING EXPENSE		628,282	521,140	107,142	21%
INCOME FROM OPERATIONS		(861,474)	(645,506)	(215,968)	33%
OTHER INCOME					
TOTAL OTHER INCOME		-	-	-	0%
OTHER EXPENSE					
TOTAL OTHER EXPENSE		-	-	-	0%
NET TO RESERVE		\$ (861,474)	\$ (645,506)	\$ (215,968)	33%

Associated Students, Inc.
2024-25 Budget Worksheet
Poly Escapes
14660

Account	Description	2024-25 Proposed	2023-24 Budget	\$ Change	% Change
OPERATING REVENUE					
610315	Trip Income	\$ 26,640	\$ 20,000	\$ 6,640	33%
610325	Climbing Wall Income	3,400	2,250	1,150	51%
610410	Equipment Sales	500	500	-	0%
610545	Equipment Fees	3,290	2,500	790	32%
610800	Retail Sales	240	200	40	20%
610925	Equipment Rental Income	28,200	25,000	3,200	13%
TOTAL OPERATING REVENUE		62,270	50,450	11,820	23%
COST OF SALES					
700001	Cost of Goods	144	81	63	78%
TOTAL COST OF SALES		144	81	63	78%
PAYROLL					
	Staff Wages	99,916	76,463	23,453	31%
	Student Wages	161,499	155,720	5,779	4%
	Benefits	35,722	24,275	11,447	47%
TOTAL PAYROLL		297,137	256,458	40,679	16%
OPERATING EXPENSE					
821000	Postage Expense	-	150	(150)	-100%
824000	Supplies and Materials	18,250	18,263	(13)	0%
824005	Office Supplies	410	500	(90)	-18%
824102	First Aid Supplies	500	1,500	(1,000)	-67%
824109	CPR&FA Class Certifs/Supplies	3,030	2,100	930	44%
825801	Equipment Maintenance	3,000	3,000	-	0%
826000	Travel Expense	2,000	2,000	-	0%
826009	Workshop Expense	930	5,500	(4,570)	-83%
826020	Staff Training	2,300	-	2,300	0%
826025	Trip Leader Training	-	2,000	(2,000)	-100%
830005	Dues,Memberships,Subscriptions	1,460	800	660	83%
830025	Recruiting - Students	985	1,000	(15)	-2%
838000	Bank Service Charges	1,391	2,000	(609)	-30%
838100	Contracts Expense	3,700	2,500	1,200	48%
850023	Trip Expense	1,870	3,000	(1,130)	-38%
850024	Trip Food	2,520	3,500	(980)	-28%
850027	Trip Vehicle Costs	5,348	9,000	(3,652)	-41%
850065	Participant Awards	700	600	100	17%
860050	Uniform Expense	715	1,000	(285)	-29%
TOTAL OPERATING EXPENSE		49,109	58,413	(9,304)	-16%
INCOME FROM OPERATIONS		(284,120)	(264,502)	(19,618)	7%
OTHER INCOME					
TOTAL OTHER INCOME		-	-	-	0%
OTHER EXPENSE					
TOTAL OTHER EXPENSE		-	-	-	0%
NET TO RESERVE		\$ (284,120)	\$ (264,502)	\$ (19,618)	7%

Associated Students, Inc.
2024-25 Budget Worksheet
Rose Float
15000

<u>Account</u>	<u>Description</u>	<u>2024-25 Proposed</u>	<u>2023-24 Budget</u>	<u>\$ Change</u>	<u>% Change</u>
OPERATING REVENUE					
610250	University Support-Rose Float	\$ 365,460	\$ 323,685	\$ 41,775	13%
611006	Rose Float Endowment Contribtn	4,100	-	4,100	0%
TOTAL OPERATING REVENUE		369,560	323,685	45,875	14%
COST OF SALES					
700001	Cost of Goods	-	-	-	0%
TOTAL COST OF SALES		-	-	-	0%
PAYROLL					
	Staff Wages	112,304	107,769	4,535	4%
	Benefits	61,608	56,559	5,049	9%
TOTAL PAYROLL		173,912	164,328	9,584	6%
OPERATING EXPENSE					
820001	Electricity	1,716	-	1,716	0%
821000	Postage Expense	50	50	-	0%
824000	Supplies and Materials	27,500	26,075	1,425	5%
824005	Office Supplies	750	750	-	0%
824102	First Aid Supplies	100	100	-	0%
824210	Tool Expense	2,650	2,650	-	0%
824300	Equipment	8,000	-	8,000	0%
825806	Vehicle Maintenance	9,000	9,000	-	0%
826000	Travel Expense	30,500	23,527	6,973	30%
826002	Travel-Student Trips RF	64,082	50,301	13,781	27%
828000	Depreciation Expense	2,000	2,000	-	0%
830000	Administrative Expense	23,850	23,850	-	0%
830005	Dues,Memberships,Subscriptions	750	750	-	0%
831115	Accident Insurance	550	550	-	0%
831125	Other Insurance	500	500	-	0%
838100	Contracts Expense	8,100	4,504	3,596	80%
850000	Promotion and Advertising	750	750	-	0%
850050	Equipment Rental	400	-	400	0%
860002	Duplication and Printing	500	500	-	0%
860003	Exec Director Disc Expense	400	-	400	0%
860004	Food Services Expense	7,500	7,500	-	0%
860050	Uniform Expense	6,000	6,000	-	0%
TOTAL OPERATING EXPENSE		195,648	159,357	36,291	23%
OTHER INCOME					
TOTAL OTHER INCOME		-	-	-	0%
OTHER EXPENSE					
TOTAL OTHER EXPENSE		-	-	-	0%
NET TO RESERVE		\$ -	\$ -	\$ -	0%

Associated Students, Inc.
2024-25 Budget Worksheet
Student Government
16000

Account	Description	2024-25 Proposed	2023-24 Budget	\$ Change	% Change
OPERATING REVENUE					
TOTAL OPERATING REVENUE		-	-	-	0%
COST OF SALES					
TOTAL COST OF SALES		-	-	-	0%
PAYROLL					
	Staff Wages	194,748	151,501	43,247	29%
	Student Wages	190,392	160,247	30,145	19%
	Benefits	88,623	86,174	2,449	3%
TOTAL PAYROLL		473,763	397,922	75,841	19%
OPERATING EXPENSE					
821000	Postage Expense	200	200	-	0%
824005	Office Supplies	1,500	1,500	-	0%
824009	Student Leader Transition	3,500	3,500	-	0%
824300	Equipment	1,000	1,200	(200)	-17%
826000	Travel Expense	8,000	6,265	1,735	28%
826005	Travel-CSSA Meetings	14,000	6,000	8,000	133%
826007	Travel - UUAB Facilities Tour	5,000	-	5,000	0%
826009	Workshop Expense	3,500	-	3,500	0%
826020	Staff Training	8,100	8,000	100	1%
828000	Depreciation Expense	3,504	-	3,504	0%
838000	Bank Service Charges	-	100	(100)	-100%
838100	Contracts Expense	300	2,000	(1,700)	-85%
850000	Promotion and Advertising	7,000	2,200	4,800	218%
850020	Club Co-Sponsorship	120,000	110,000	10,000	9%
850021	Food Pantry Support	35,000	35,000	-	0%
850022	Social Justice Program Funding	30,000	30,000	-	0%
850036	Annual Events	6,000	9,000	(3,000)	-33%
850037	Student Programming	38,000	33,300	4,700	14%
850045	Elections Expense	15,000	5,000	10,000	200%
850047	Online Voting Expense	5,900	5,900	-	0%
850049	Alumni Relations Expense	1,000	500	500	100%
850062	Diversity & Inclusion Support	10,000	10,839	(839)	-8%
850063	ASI Dreamers Scholarship	30,000	30,000	-	0%
850064	ASI Indigenous Std Scholarship	30,000	30,000	-	0%
850066	Campus Program Support (new)	69,614	33,280	36,334	109%
860002	Duplication and Printing	1,200	1,200	-	0%
860005	President Discretionary	550	500	50	10%
860006	UUAB Chair Discretionary	450	500	(50)	-10%
860007	Chair of the Bd Discretionary	1,250	1,000	250	25%
860008	Chief of Staff Discretionary	275	450	(175)	-39%
860017	Director Discretionary Expense	150	100	50	50%
860020	Staff Recognition	500	500	-	0%
860021	Vice Chair UUAB Discretionary	225	450	(225)	-50%
860022	Vice Chair BOD Discretionary	625	500	125	25%
860050	Uniform Expense	2,668	2,000	668	33%
TOTAL OPERATING EXPENSE		454,011	370,984	83,027	22%
INCOME FROM OPERATIONS		(927,774)	(768,906)	(158,868)	21%

Associated Students, Inc.
2024-25 Budget Worksheet
Student Government
16000

<u>Account</u>	<u>Description</u>	<u>2024-25 Proposed</u>	<u>2023-24 Budget</u>	<u>\$ Change</u>	<u>% Change</u>
OTHER INCOME					
970005	Chargeback Reimbursement ASI	245,264	224,251	21,013	9%
TOTAL OTHER INCOME		<u>245,264</u>	<u>224,251</u>	<u>21,013</u>	<u>9%</u>
OTHER EXPENSE					
TOTAL OTHER EXPENSE		<u>-</u>	<u>-</u>	<u>-</u>	<u>0%</u>
NET TO RESERVE		<u>\$ (682,510)</u>	<u>\$ (544,655)</u>	<u>\$(137,855)</u>	<u>25%</u>



UNIVERSITY UNION

Budget Summary
2024-25 Fiscal Year

Fund	Description	Budget		% Change
		FY 2023-24	FY 2024-25	
52500	University Union Administration	\$ 423,320	\$ 407,820	-3.7%
52700	Craft Center	121,000	154,760	27.9%
52750	Food Service Commission	238,090	61,626	-74.1%
53500	University Union Facility Operations	234,861	333,316	41.9%
54900	Recreational Sports	827,125	920,470	11.3%
54950	Recreation Center Operations	1,000	-	-100.0%
	Total Program Revenue	\$ 1,845,396	\$ 1,877,992	1.8%
50000	UU Cash Administration	1,036,821	893,922	-13.8%
52100	University Union PR & Marketing	350,930	446,239	27.2%
52500	University Union Administration	1,850,327	2,171,336	17.3%
52600	University Union Technology Services	322,704	365,832	13.4%
52700	Craft Center	257,928	291,535	13.0%
53500	University Union Facility Operations	2,280,385	2,469,096	8.3%
54600	Student Government Chargeback	257,531	314,878	22.3%
54900	Recreational Sports	1,979,124	2,043,895	3.3%
54950	Recreation Center Operations	3,537,296	3,613,246	2.1%
55000	University Union Programs	30,087	1,829	-93.9%
55600	Insurance & Utilities	393,518	414,267	5.3%
	Total Expenditures	\$ 12,296,651	\$ 13,026,075	5.9%
	Net UU Operational Expense	\$ (10,451,255)	\$ (11,148,083)	6.7%
	Transfer of Student Fees from Operating Account	\$ 10,451,255	\$ 11,148,083	6.7%

University Union
2024-25 Budget Worksheet
UU Cash Administration
50000

<u>Account</u>	<u>Description</u>	<u>2024-25 Proposed</u>	<u>2023-24 Budget</u>	<u>\$ Change</u>	<u>% Change</u>
OPERATING REVENUE					
TOTAL OPERATING REVENUE		-	-	-	0%
COST OF SALES					
700001	Cost of Goods	-	-	-	0%
TOTAL COST OF SALES		-	-	-	0%
PAYROLL					
	Benefits	851,842	995,769	(143,927)	-14%
TOTAL PAYROLL		851,842	995,769	(143,927)	-14%
OPERATING EXPENSE					
828000	Depreciation Expense	-	672	(672)	-100%
828003	Depreciation Expense-Improvmnt	34,800	34,800	-	0%
828005	Depreciation-Building	5,580	5,580	-	0%
838100	Contracts Expense	1,700	-	1,700	0%
TOTAL OPERATING EXPENSE		42,080	41,052	1,028	3%
INCOME FROM OPERATIONS		(893,922)	(1,036,821)	142,899	-14%
OTHER INCOME					
TOTAL OTHER INCOME		-	-	-	0%
OTHER EXPENSE					
TOTAL OTHER EXPENSE		-	-	-	0%
NET TO RESERVE		\$ (893,922)	\$ (1,036,821)	\$ 142,899	-14%

University Union
2024-25 Budget Worksheet
PR & Marketing
52100

<u>Account</u>	<u>Description</u>	<u>2024-25 Proposed</u>	<u>2023-24 Budget</u>	<u>\$ Change</u>	<u>% Change</u>
OPERATING REVENUE					
TOTAL OPERATING REVENUE		-	-	-	0%
COST OF SALES					
700001	Cost of Goods	-	-	-	0%
TOTAL COST OF SALES		-	-	-	0%
PAYROLL					
	Staff Wages	263,868	248,264	15,604	6%
	Student Wages	120,091	114,433	5,658	5%
	Benefits	124,909	79,498	45,411	57%
TOTAL PAYROLL		508,868	442,195	66,673	15%
OPERATING EXPENSE					
824000	Supplies and Materials	600	800	(200)	-25%
824005	Office Supplies	500	500	-	0%
824301	Equipment - Dept. Tracked	750	996	(246)	-25%
826000	Travel Expense	5,000	-	5,000	0%
830005	Dues,Memberships,Subscriptions	24,308	23,984	324	1%
838100	Contracts Expense	108,480	60,480	48,000	79%
838108	Contracted ADA Remediation	-	600	(600)	-100%
850101	Marketing-Aquatics	900	900	-	0%
850102	Marketing-ASI Events	3,000	3,000	-	0%
850103	Marketing-Clubs	250	250	-	0%
850104	Marketing-Craft Center	900	700	200	29%
850105	Marketing-Fitness	2,100	2,600	(500)	-19%
850106	Marketing-Intramurals	1,250	1,250	-	0%
850108	Marketing-Poly Escapes	1,000	1,000	-	0%
850111	Marketing-Rec Sports General	600	600	-	0%
850113	Marketing-Health and Wellness	200	300	(100)	-33%
850114	Marketing-Rec Memberships	1,100	1,250	(150)	-12%
850116	Marketing-ASI Corporate	5,550	5,000	550	11%
860002	Duplication and Printing	3,965	3,965	-	0%
860017	Director Discretionary Expense	225	100	125	125%
860050	Uniform Expense	1,086	700	386	55%
TOTAL OPERATING EXPENSE		161,764	108,975	52,789	48%
INCOME FROM OPERATIONS		(670,632)	(551,170)	(119,462)	22%
OTHER INCOME					
970005	Chargeback Reimbursement ASI	224,393	200,240	24,153	12%
TOTAL OTHER INCOME		224,393	200,240	24,153	12%
OTHER EXPENSE					
TOTAL OTHER EXPENSE		-	-	-	0%
NET TO RESERVE		\$ (446,239)	\$ (350,930)	\$ (95,309)	27%

University Union
2024-25 Budget Worksheet
UU Administration
52500

<u>Account</u>	<u>Description</u>	<u>2024-25 Proposed</u>	<u>2023-24 Budget</u>	<u>\$ Change</u>	<u>% Change</u>
OPERATING REVENUE					
610915	Vehicle Use Income	\$ 4,800	\$ 500	\$ 4,300	860%
611002	Other University Support	365,000	385,000	(20,000)	-5%
611200	Interest Income	15,000	15,000	-	0%
611300	Lease Income-Bank of America	20,520	19,320	1,200	6%
611400	Other Income	2,500	3,500	(1,000)	-29%
TOTAL OPERATING REVENUE		407,820	423,320	(15,500)	-4%
COST OF SALES					
700001	Cost of Goods	-	-	-	0%
TOTAL COST OF SALES		-	-	-	0%
PAYROLL					
	Staff Wages	1,429,629	1,315,018	114,611	9%
	Student Wages	210,141	178,237	31,904	18%
	Benefits	627,740	615,642	12,098	2%
TOTAL PAYROLL		2,267,510	2,108,897	158,613	8%
OPERATING EXPENSE					
821000	Postage Expense	1,300	1,400	(100)	-7%
824000	Supplies and Materials	500	1,000	(500)	-50%
824005	Office Supplies	6,400	5,900	500	8%
824007	Orientation Supplies	3,000	1,000	2,000	200%
824102	First Aid Supplies	4,515	400	4,115	1029%
824109	CPR&FA Class Certifs/Supplies	5,300	-	5,300	0%
824300	Equipment	2,500	2,500	-	0%
824301	Equipment - Dept. Tracked	10,000	7,000	3,000	43%
825806	Vehicle Maintenance	200	300	(100)	-33%
826000	Travel Expense	26,100	20,120	5,980	30%
826009	Workshop Expense	4,450	6,500	(2,050)	-32%
826020	Staff Training	23,700	22,100	1,600	7%
828000	Depreciation Expense	18,300	3,900	14,400	369%
830005	Dues,Memberships,Subscriptions	19,605	19,300	305	2%
830020	Recruiting - Staff	150	2,500	(2,350)	-94%
830025	Recruiting - Students	1,600	1,500	100	7%
837500	Professional Service Fees	125,000	55,000	70,000	127%
837550	Audit Expense	35,000	44,000	(9,000)	-20%
838000	Bank Service Charges	18,800	18,700	100	1%
838100	Contracts Expense	50,100	50,600	(500)	-1%
838115	Cal Poly Corp Accounting Fee	475,000	427,900	47,100	11%
838120	Legal Expense	30,000	25,500	4,500	18%
850000	Promotion and Advertising	50,400	400	50,000	12500%
850050	Equipment Rental	2,240	2,200	40	2%
860002	Duplication and Printing	200	400	(200)	-50%
860003	Exec Director Disc Expense	8,000	6,250	1,750	28%
860004	Food Services Expense	500	500	-	0%
860017	Director Discretionary Expense	750	1,000	(250)	-25%
860020	Staff Recognition	35,000	30,000	5,000	17%
860040	Contingency Expense	15,000	15,000	-	0%
860050	Uniform Expense	550	2,490	(1,940)	-78%
TOTAL OPERATING EXPENSE		974,160	775,360	198,800	26%

University Union
2024-25 Budget Worksheet
UU Administration
52500

<u>Account</u>	<u>Description</u>	<u>2024-25 Proposed</u>	<u>2023-24 Budget</u>	<u>\$ Change</u>	<u>% Change</u>
INCOME FROM OPERATIONS		(2,833,850)	(2,460,937)	(372,913)	15%
OTHER INCOME					
970005	Chargeback Reimbursement ASI	1,070,334	1,033,930	36,404	4%
TOTAL OTHER INCOME		<u>1,070,334</u>	<u>1,033,930</u>	<u>36,404</u>	<u>4%</u>
OTHER EXPENSE					
TOTAL OTHER EXPENSE		<u>-</u>	<u>-</u>	<u>-</u>	<u>0%</u>
NET TO RESERVE		<u>\$ (1,763,516)</u>	<u>\$ (1,427,007)</u>	<u>\$ (336,509)</u>	<u>24%</u>

University Union
2024-25 Budget Worksheet
UU Technology Services
52600

<u>Account</u>	<u>Description</u>	<u>2024-25 Proposed</u>	<u>2023-24 Budget</u>	<u>\$ Change</u>	<u>% Change</u>
OPERATING REVENUE					
TOTAL OPERATING REVENUE		-	-	-	0%
COST OF SALES					
700001	Cost of Goods	-	-	-	0%
TOTAL COST OF SALES		-	-	-	0%
PAYROLL					
	Staff Wages	155,498	131,925	23,573	18%
	Benefits	72,130	60,592	11,538	19%
TOTAL PAYROLL		227,628	192,517	35,111	18%
OPERATING EXPENSE					
823500	Network Connections	22,176	-	22,176	0%
824002	Computer Supplies	100	500	(400)	-80%
824005	Office Supplies	50	120	(70)	-58%
824300	Equipment	-	7,000	(7,000)	-100%
824301	Equipment - Dept. Tracked	2,400	6,000	(3,600)	-60%
824302	Equipment - Acctg. Tracked	8,500	20,000	(11,500)	-58%
825802	Computer Maintenance	1,600	4,000	(2,400)	-60%
826009	Workshop Expense	-	500	(500)	-100%
828000	Depreciation Expense	66,720	62,977	3,743	6%
830005	Dues,Memberships,Subscriptions	860	720	140	19%
838100	Contracts Expense	219,684	212,424	7,260	3%
860017	Director Discretionary Expense	75	-	75	0%
860050	Uniform Expense	-	80	(80)	-100%
TOTAL OPERATING EXPENSE		322,165	314,321	7,844	2%
INCOME FROM OPERATIONS		(549,793)	(506,838)	(42,955)	8%
OTHER INCOME					
970005	Chargeback Reimbursement ASI	183,961	184,134	(173)	0%
TOTAL OTHER INCOME		183,961	184,134	(173)	0%
OTHER EXPENSE					
TOTAL OTHER EXPENSE		-	-	-	0%
NET TO RESERVE		\$ (365,832)	\$ (322,704)	\$ (43,128)	13%

University Union
2024-25 Budget Worksheet
Craft Center
52700

<u>Account</u>	<u>Description</u>	<u>2024-25 Proposed</u>	<u>2023-24 Budget</u>	<u>\$ Change</u>	<u>% Change</u>
OPERATING REVENUE					
610400	Class Fee Income	119,800	80,000	39,800	50%
610405	Activity Fee Income	20,960	25,000	(4,040)	-16%
610425	Craft & Art Sales	8,000	8,000	-	0%
610800	Retail Sales	6,000	8,000	(2,000)	-25%
TOTAL OPERATING REVENUE		154,760	121,000	33,760	28%
COST OF SALES					
700001	Cost of Goods	5,400	7,000	(1,600)	-23%
TOTAL COST OF SALES		5,400	7,000	(1,600)	-23%
PAYROLL					
	Staff Wages	78,583	64,610	13,973	22%
	Student Wages	79,014	86,182	(7,168)	-8%
	Benefits	32,164	34,133	(1,969)	-6%
TOTAL PAYROLL		189,761	184,925	4,836	3%
OPERATING EXPENSE					
821000	Postage Expense	84	100	(16)	-16%
824001	Supplies & Materials - Craft	48,000	24,500	23,500	96%
824004	Supp. & Materials Inst.Classes	25,000	14,500	10,500	72%
824005	Office Supplies	500	500	-	0%
824210	Tool Expense	418	500	(82)	-16%
824301	Equipment - Dept. Tracked	11,000	11,000	-	0%
826000	Travel Expense	-	1,130	(1,130)	-100%
826020	Staff Training	250	250	-	0%
828000	Depreciation Expense	1,332	3,276	(1,944)	-59%
830025	Recruiting - Students	1,500	1,000	500	50%
838000	Bank Service Charges	4,566	2,000	2,566	128%
838100	Contracts Expense	3,362	2,850	512	18%
850050	Equipment Rental	-	3,000	(3,000)	-100%
860050	Uniform Expense	362	1,397	(1,035)	-74%
TOTAL OPERATING EXPENSE		96,374	66,003	30,371	46%
INCOME FROM OPERATIONS		(136,775)	(136,928)	153	0%
OTHER INCOME					
TOTAL OTHER INCOME		-	-	-	0%
OTHER EXPENSE					
TOTAL OTHER EXPENSE		-	-	-	0%
NET TO RESERVE		\$ (136,775)	\$ (136,928)	\$ 153	0%

University Union
2024-25 Budget Worksheet
UU Services
53500

<u>Account</u>	<u>Description</u>	<u>2024-25 Proposed</u>	<u>2023-24 Budget</u>	<u>\$ Change</u>	<u>% Change</u>
OPERATING REVENUE					
610420	Staff Services	\$ -	\$ 4,950	\$ (4,950)	-100%
610916	UU Event Income	142,325	85,751	56,574	66%
610917	Rec Center Event Income	182,817	128,819	53,998	42%
610918	Sports Complex Event Income	8,174	12,086	(3,912)	-32%
610925	Equipment Rental Income	-	1,530	(1,530)	-100%
610940	Poly Printing Revenue	-	1,725	(1,725)	-100%
TOTAL OPERATING REVENUE		333,316	234,861	98,455	42%
COST OF SALES					
700001	Cost of Goods	-	-	-	0%
TOTAL COST OF SALES		-	-	-	0%
PAYROLL					
	Staff Wages	1,026,040	952,836	73,204	8%
	Student Wages	510,537	430,469	80,068	19%
	Benefits	536,029	498,503	37,526	8%
TOTAL PAYROLL		2,072,606	1,881,808	190,798	10%
OPERATING EXPENSE					
820001	Electricity	18,427	-	18,427	0%
820002	Sewage	48	-	48	0%
820003	Steam	1,170	-	1,170	0%
820005	Water	26	-	26	0%
820006	Natural Gas	3,884	-	3,884	0%
821000	Postage Expense	320	312	8	3%
823000	Telephone & Fax	963	1,200	(237)	-20%
824000	Supplies and Materials	2,440	2,025	415	20%
824005	Office Supplies	2,700	2,345	355	15%
824102	First Aid Supplies	1,180	1,187	(7)	-1%
824109	CPR&FA Class Certifs/Supplies	525	500	25	5%
824200	Custodial Supplies	45,541	52,339	(6,798)	-13%
824210	Tool Expense	870	772	98	13%
824300	Equipment	20,000	10,500	9,500	90%
824301	Equipment - Dept. Tracked	35,500	35,500	-	0%
824302	Equipment - Acctg. Tracked	-	275	(275)	-100%
825801	Equipment Maintenance	8,550	8,809	(259)	-3%
825804	Contracted Maintenance	14,400	14,172	228	2%
825805	Contracted Custodial	24,650	25,000	(350)	-1%
825806	Vehicle Maintenance	5,520	5,808	(288)	-5%
825808	Building/Landscape Maintenance	29,725	29,725	-	0%
825810	University Maintenance	81,700	76,166	5,534	7%
826000	Travel Expense	5,600	6,000	(400)	-7%
826009	Workshop Expense	1,750	1,601	149	9%
826020	Staff Training	2,000	2,033	(33)	-2%
828000	Depreciation Expense	27,600	13,509	14,091	104%
828003	Depreciation Expense-Improvmnt	9,000	11,436	(2,436)	-21%
830005	Dues,Memberships,Subscriptions	8,700	10,840	(2,140)	-20%
830020	Recruiting - Staff	630	550	80	15%
830025	Recruiting - Students	3,050	3,541	(491)	-14%
837500	Professional Service Fees	-	50,000	(50,000)	-100%
838000	Bank Service Charges	95	55	40	73%

University Union
2024-25 Budget Worksheet
UU Services
53500

<u>Account</u>	<u>Description</u>	<u>2024-25 Proposed</u>	<u>2023-24 Budget</u>	<u>\$ Change</u>	<u>% Change</u>
838100	Contracts Expense	18,600	4,247	14,353	338%
838107	Contracted A/V Service	-	2,300	(2,300)	-100%
850050	Equipment Rental	9,398	12,709	(3,311)	-26%
850095	Poly Printing Expense	5,100	4,606	494	11%
860002	Duplication and Printing	3,050	2,965	85	3%
860017	Director Discretionary Expense	775	825	(50)	-6%
860050	Uniform Expense	2,845	4,525	(1,680)	-37%
860051	Uniform Service	158	200	(42)	-21%
TOTAL OPERATING EXPENSE		396,490	398,577	(2,087)	-1%
INCOME FROM OPERATIONS		(2,135,780)	(2,045,524)	(90,256)	4%
OTHER INCOME		-	-	-	0%
TOTAL OTHER INCOME		-	-	-	0%
OTHER EXPENSE		-	-	-	0%
TOTAL OTHER EXPENSE		-	-	-	0%
NET TO RESERVE		\$ (2,135,780)	\$ (2,045,524)	\$ (90,256)	4%

University Union
2024-25 Budget Worksheet
Recreational Sports
54900

<u>Account</u>	<u>Description</u>	<u>2024-25 Proposed</u>	<u>2023-24 Budget</u>	<u>\$ Change</u>	<u>% Change</u>
OPERATING REVENUE					
610410	Equipment Sales	\$ 150	\$ 150	\$ -	0%
610420	Staff Services	6,200	6,080	120	2%
610500	Aquatics Income	51,510	60,000	(8,490)	-14%
610505	Fitness Class Income	26,400	25,880	520	2%
610510	Towel Service Income	3,000	3,000	-	0%
610515	Daily Use Fees	75,000	60,000	15,000	25%
610520	Membership Fees	480,755	420,000	60,755	14%
610523	Sponsored Guest Fees	2,700	7,500	(4,800)	-64%
610525	CPR and FA Class Fees	16,500	-	16,500	0%
610540	Intramural Fees	229,575	228,115	1,460	1%
610545	Equipment Fees	680	1,400	(720)	-51%
610550	Personal Trainer Income	13,000	-	13,000	0%
610800	Retail Sales	15,000	15,000	-	0%
TOTAL OPERATING REVENUE		920,470	827,125	93,345	11%
COST OF SALES					
700001	Cost of Goods	11,594	11,588	6	0%
TOTAL COST OF SALES		11,594	11,588	6	0%
PAYROLL					
	Staff Wages	645,808	611,614	34,194	6%
	Student Wages	750,638	790,858	(40,220)	-5%
	Benefits	271,858	243,315	28,543	12%
TOTAL PAYROLL		1,668,304	1,645,787	22,517	1%
OPERATING EXPENSE					
821000	Postage Expense	140	140	-	0%
824000	Supplies and Materials	600	600	-	0%
824005	Office Supplies	5,000	5,000	-	0%
824102	First Aid Supplies	-	4,460	(4,460)	-100%
824103	Intramurals Supplies	2,900	4,214	(1,314)	-31%
824104	Aquatics Supplies	1,735	3,300	(1,565)	-47%
824105	Fitness Instructional Supplies	9,845	7,620	2,225	29%
824106	Fitness Informal Rec.Supplies	8,685	4,800	3,885	81%
824107	Informal Rec Supplies	6,575	6,006	569	9%
824108	Wellness Program	40,000	-	40,000	0%
824109	CPR&FA Class Certifs/Supplies	10,260	7,000	3,260	47%
824200	Custodial Supplies	15,000	16,000	(1,000)	-6%
824300	Equipment	9,000	-	9,000	0%
824301	Equipment - Dept. Tracked	2,500	15,000	(12,500)	-83%
826000	Travel Expense	7,000	8,000	(1,000)	-13%
826009	Workshop Expense	2,850	2,000	850	43%
826020	Staff Training	3,500	3,500	-	0%
828000	Depreciation Expense	34,800	52,368	(17,568)	-34%
830005	Dues,Memberships,Subscriptions	3,425	5,300	(1,875)	-35%
830020	Recruiting - Staff	5,500	2,000	3,500	175%
830025	Recruiting - Students	4,000	6,600	(2,600)	-39%
831110	Catastrophic Insurance	18,414	20,100	(1,686)	-8%
831125	Other Insurance	60,000	34,800	25,200	72%
838000	Bank Service Charges	26,400	26,400	-	0%
838100	Contracts Expense	57,800	51,816	5,984	12%

University Union
2024-25 Budget Worksheet
Recreational Sports
54900

<u>Account</u>	<u>Description</u>	<u>2024-25 Proposed</u>	<u>2023-24 Budget</u>	<u>\$ Change</u>	<u>% Change</u>
850010	Special Event Supplies	1,200	500	700	140%
850033	Mustang Mile	1,800	1,675	125	7%
850050	Equipment Rental	3,072	2,560	512	20%
850065	Participant Awards	10,115	15,000	(4,885)	-33%
860002	Duplication and Printing	6,450	7,500	(1,050)	-14%
860017	Director Discretionary Expense	300	450	(150)	-33%
860020	Staff Recognition	-	2,000	(2,000)	-100%
860050	Uniform Expense	5,131	5,040	91	2%
TOTAL OPERATING EXPENSE		363,997	321,749	42,248	13%
INCOME FROM OPERATIONS		(1,123,425)	(1,151,999)	28,574	-2%
OTHER INCOME		-	-	-	0%
TOTAL OTHER INCOME		-	-	-	0%
OTHER EXPENSE		-	-	-	0%
TOTAL OTHER EXPENSE		-	-	-	0%
NET TO RESERVE		\$ (1,123,425)	\$ (1,151,999)	\$ 28,574	-2%

University Union
2024-25 Budget Worksheet
Rec Center Operations
54950

<u>Account</u>	<u>Description</u>	<u>2024-25 Proposed</u>	<u>2023-24 Budget</u>	<u>\$ Change</u>	<u>% Change</u>
OPERATING REVENUE					
610420	Staff Services	\$ -	\$ 1,000	\$ (1,000)	-100%
TOTAL OPERATING REVENUE		-	1,000	(1,000)	-100%
COST OF SALES					
700001	Cost of Goods	-	-	-	0%
TOTAL COST OF SALES		-	-	-	0%
PAYROLL					
	Staff Wages	1,029,580	922,827	106,753	12%
	Student Wages	301,218	319,358	(18,140)	-6%
	Benefits	635,240	612,681	22,559	4%
TOTAL PAYROLL		1,966,038	1,854,866	111,172	6%
OPERATING EXPENSE					
820001	Electricity	388,800	520,374	(131,574)	-25%
820002	Sewage	70,900	52,449	18,451	35%
820003	Steam	396,800	395,751	1,049	0%
820004	Trash Service	29,800	23,083	6,717	29%
820005	Water	102,000	64,884	37,116	57%
820006	Natural Gas	2,200	800	1,400	175%
821000	Postage Expense	100	-	100	0%
823000	Telephone & Fax	1,980	2,400	(420)	-18%
824000	Supplies and Materials	33,696	29,500	4,196	14%
824005	Office Supplies	400	500	(100)	-20%
824109	CPR&FA Class Certifs/Supplies	-	5,100	(5,100)	-100%
824110	Field Supplies	10,449	14,304	(3,855)	-27%
824200	Custodial Supplies	46,090	45,492	598	1%
824205	Pool Chemicals	120,000	115,900	4,100	4%
824210	Tool Expense	2,496	2,000	496	25%
824300	Equipment	7,020	7,000	20	0%
824301	Equipment - Dept. Tracked	13,000	12,996	4	0%
825800	General Maintenance	40,000	35,000	5,000	14%
825801	Equipment Maintenance	64,000	63,050	950	2%
825804	Contracted Maintenance	10,000	5,400	4,600	85%
825806	Vehicle Maintenance	6,000	6,000	-	0%
825808	Building/Landscape Maintenance	37,900	37,900	-	0%
825810	University Maintenance	132,250	125,000	7,250	6%
826000	Travel Expense	4,000	-	4,000	0%
826020	Staff Training	6,820	2,556	4,264	167%
828000	Depreciation Expense	20,400	20,436	(36)	0%
828003	Depreciation Expense-Improvmt	5,400	5,592	(192)	-3%
830005	Dues,Memberships,Subscriptions	7,374	2,750	4,624	168%
830020	Recruiting - Staff	1,992	2,000	(8)	0%
830025	Recruiting - Students	4,000	3,500	500	14%
837510	Contracted Staffing	-	5,000	(5,000)	-100%
838100	Contracts Expense	52,500	49,992	2,508	5%
850050	Equipment Rental	13,540	13,540	-	0%
860002	Duplication and Printing	5,000	3,000	2,000	67%
860017	Director Discretionary Expense	625	825	(200)	-24%
860050	Uniform Expense	7,180	6,100	1,080	18%
860051	Uniform Service	2,496	2,256	240	11%

University Union
2024-25 Budget Worksheet
Rec Center Operations
54950

<u>Account</u>	<u>Description</u>	<u>2024-25 Proposed</u>	<u>2023-24 Budget</u>	<u>\$ Change</u>	<u>% Change</u>
TOTAL OPERATING EXPENSE		1,647,208	1,682,430	(35,222)	-2%
INCOME FROM OPERATIONS		(3,613,246)	(3,536,296)	(76,950)	2%
OTHER INCOME		-	-	-	0%
TOTAL OTHER INCOME		-	-	-	0%
OTHER EXPENSE		-	-	-	0%
TOTAL OTHER EXPENSE		-	-	-	0%
NET TO RESERVE		\$ (3,613,246)	\$ (3,536,296)	\$ (76,950)	2%

University Union
2024-25 Budget Worksheet
University Union Programs
55000

<u>Account</u>	<u>Description</u>	<u>2024-25 Proposed</u>	<u>2023-24 Budget</u>	<u>\$ Change</u>	<u>% Change</u>
OPERATING REVENUE					
TOTAL OPERATING REVENUE		-	-	-	0%
COST OF SALES					
700001	Cost of Goods	-	-	-	0%
TOTAL COST OF SALES		-	-	-	0%
PAYROLL					
OPERATING EXPENSE					
TOTAL OPERATING EXPENSE		-	-	-	0%
OTHER INCOME					
TOTAL OTHER INCOME		-	-	-	0%
OTHER EXPENSE					
970100	Administrative Chargeback	1,829	30,087	(28,258)	-94%
TOTAL OTHER EXPENSE		1,829	30,087	(28,258)	-94%
NET TO RESERVE		\$ (1,829)	\$ (30,087)	\$ 28,258	-94%

University Union
2024-25 Budget Worksheet
Insurance & Utilities
55600

<u>Account</u>	<u>Description</u>	<u>2024-25 Proposed</u>	<u>2023-24 Budget</u>	<u>\$ Change</u>	<u>% Change</u>
OPERATING REVENUE					
TOTAL OPERATING REVENUE		-	-	-	0%
COST OF SALES					
TOTAL COST OF SALES		-	-	-	0%
PAYROLL					
OPERATING EXPENSE					
820001	Electricity	162,744	154,919	7,825	5%
820002	Sewage	10,200	12,896	(2,696)	-21%
820003	Steam	55,391	64,582	(9,191)	-14%
820004	Trash Service	15,600	11,391	4,209	37%
820005	Water	16,160	27,526	(11,366)	-41%
831000	ASI Insurance	77,526	69,730	7,796	11%
831005	UU Insurance	154,172	122,204	31,968	26%
TOTAL OPERATING EXPENSE		491,793	463,248	28,545	6%
INCOME FROM OPERATIONS		(491,793)	(463,248)	(28,545)	6%
OTHER INCOME					
970005	Chargeback Reimbursement ASI	77,526	69,730	7,796	11%
TOTAL OTHER INCOME		77,526	69,730	7,796	11%
OTHER EXPENSE					
TOTAL OTHER EXPENSE		-	-	-	0%
NET TO RESERVE		\$ (414,267)	\$ (393,518)	\$ (20,749)	5%

University Union
2024-25 Budget Worksheet
Food Service Commission
52750

<u>Account</u>	<u>Description</u>	<u>2024-25 Proposed</u>	<u>2023-24 Budget</u>	<u>\$ Change</u>	<u>% Change</u>
OPERATING REVENUE					
611318	Lease Income-CPC Food Services	61,626	236,290	(174,664)	-74%
611335	Commission-Vending	-	1,800	(1,800)	-100%
TOTAL OPERATING REVENUE		61,626	238,090	(176,464)	-74%
COST OF SALES					
TOTAL COST OF SALES		-	-	-	0%
PAYROLL					
OPERATING EXPENSE					
TOTAL OPERATING EXPENSE		-	-	-	0%
INCOME FROM OPERATIONS		61,626	238,090	(176,464)	-74%
OTHER INCOME					
TOTAL OTHER INCOME		-	-	-	0%
OTHER EXPENSE					
TOTAL OTHER EXPENSE		-	-	-	0%
NET TO RESERVE		\$ 61,626	\$ 238,090	\$(176,464)	-74%